
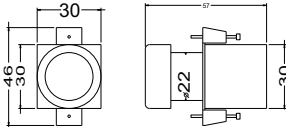

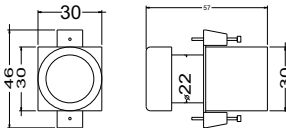

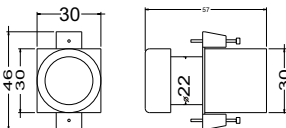


22.5 Square body DUAL VOLTAGE lamp

MIMIC	Dimension	Salient features	Code	
	 <p>Ø 22.5mm Cutout</p>	<ul style="list-style-type: none"> • Single lamp operates on wide range of voltage. Operating range 6 V to 24 V AC/DC when connected to pin No.3 & 110 V to 230 VAC when connected to pin No.1 • Test lamp facility available • Fire retardant body • Sparkling glow 	Economy L/DVC/ECO L/DVC/ECO	MIMIC 22.5 mm lamp Square body 30 X 30 Dual Voltage series (DVC) Red, Green, Amber White, Blue
	 <p>Ø 22.5mm Cutout</p>	<ul style="list-style-type: none"> • Single lamp operates on wide range of voltage. Operating range 6 V to 24 V AC/DC when connected to pin No.3 & 110 V to 230 VAC when connected to pin No.1 • Test lamp facility available • Fire retardant body • 180° viewing angle • Smooth glow 	Standard L/DVC/STD L/DVC/STD	MIMIC 22.5 mm lamp Square body 30 X 30 Dual Voltage series (DVC) Red, Green, Amber White, Blue
	 <p>Ø 22.5mm Cutout</p>	<ul style="list-style-type: none"> • Single lamp operates on wide range of voltage. Operating range 6 V to 24 V AC/DC when connected to pin No.3 & 110 V to 230 VAC when connected to pin No.1 • Test lamp facility available • Fire retardant body • Indicates actual legend like R, Y, B, ON, OFF, TRIP, PUMP ON etc. 	Legend L/DVC/LEG L/DVC/LEG	MIMIC 22.5 mm lamp Square body 30 X 30 Dual Voltage series (DVC) Red, Green, Amber White, Blue

